



0

Arka Gdynia

1

Legia Warsaw

Total time
93'
Effective time
63'
H-T score
0-1

Matchesheet

Arka Gdynia : Jalocha, Socha, Marcjanik, Sobieraj, Marciniak, Vinicius, Hofbauer, Lukaszewicz, Bozok, Szwoch, Barisic

Coach : Gregorz Nicinski

Goal :

Substitution(s) : Bozok by Formella (62'), Lukaszewicz by Kakoko (62'), Szwoch by Trytko (76')

Booking(s) : Marcjanik (21'), Hofbauer (76')

Send off:

Legia Warsaw : Malarz, Jedrzejczyk, Dabrowski, Pazdan, Hlousek, Jodlowiec, Kopczynski, Kazaishvili, Odjidja-Ofoe, Radovic, Necid

Coach : Jacek Magiera

Goal : Jodlowiec (39')

Substitution(s) : Kazaishvili by Guilherme (76'), Necid by Hamalainen (88')

Booking(s) : Guilherme (90')

Send off:

Team statistics

Statistics	ARK	LEG
Possession (%)	42%	58%
Shots (On target)	12(5)	8(3)
Balls played	511	689
Balls won	130	125
Chances	1	1
Offsides	0	1
Passes	359	584
Successful Passes (%)	70%	80%
Crosses	27	16
Corner	6	1
Fouls committed	15	12
Yellow card(s)	2	1
Red card(s)	0	0

Player ranking

Balls played

1	Maciej Dabrowski (LEG)	87
2	Michal Pazdan (LEG)	79
3	Vadis Odjidja-Ofoe (LEG)	77

Balls won

1	Maciej Dabrowski (LEG)	27
2	Krzysztof Sobieraj (ARK)	25
3	Tomasz Jodlowiec (LEG)	23

Shots (On target)

1	Tomasz Necid (LEG)	3(2)
2	Dominik Hofbauer (ARK)	3(1)
3	Marcus Vinicius (ARK)	2(0)

Successful Passes (%)

1	Guilherme (LEG)	100%
2	Yannick Kakoko (ARK)	100%
3	Valeri Kazaishvili (LEG)	90%

Crosses in game

1	Adam Marciniak (ARK)	7
2	Miroslav Bozok (ARK)	4
3	Adam Hlousek (LEG)	4

Fouls received

1	Miroslav Radovic (LEG)	5
2	Marcus Vinicius (ARK)	3
3	Mateusz Szwoch (ARK)	2

Player statistics

Arka Gdynia

	TP	P	SP	F	YC	RC
13 Konrad Jalocha	94	21	5	0	-	-

	TP	G(og)	BP	S	SOT	P	SP	F	YC	RC
2 Tadeusz Socha	94	0(0)	60	0	0	44	27	1	-	-
29 Michal Marcjanik	94	0(0)	38	0	0	26	21	1	21'	-
3 Krzysztof Sobieraj	94	0(0)	41	0	0	32	24	1	-	-
17 Adam Marciniak	94	0(0)	65	1	1	49	31	1	-	-
8 Marcus Vinicius	94	0(0)	50	2	0	35	23	1	-	-
20 Dominik Hofbauer	94	0(0)	50	3	1	35	28	3	76'	-
6 Antoni Lukaszewicz	64	0(0)	34	1	1	29	18	0	-	-
19 Miroslav Bozok	63	0(0)	22	1	0	9	7	3	-	-
10 Mateusz Szwoch	78	0(0)	41	1	1	24	19	1	-	-
90 Josip Barisic	94	0(0)	29	1	0	17	13	3	-	-
21 Yannick Kakoko	31	0(0)	22	0	0	18	18	0	-	-
26 Przemyslaw Trytko	17	0(0)	8	0	0	8	6	0	-	-
77 Dariusz Formella	31	0(0)	20	2	1	12	10	0	-	-

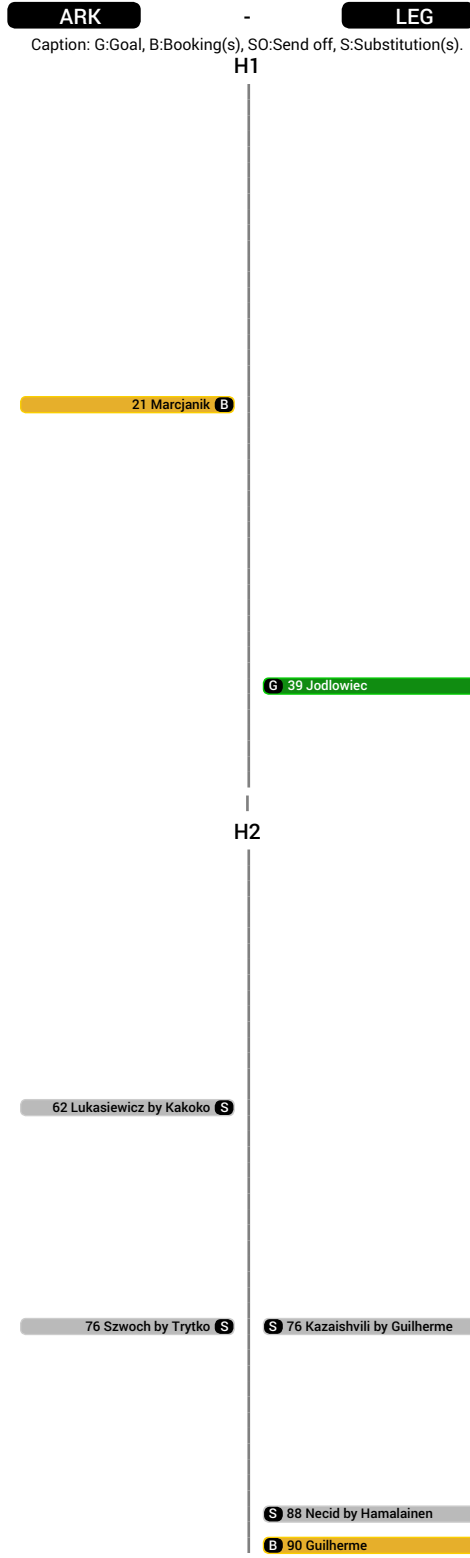
Legia Warsaw

	TP	P	SP	F	YC	RC
1 Arkadiusz Malarz	94	19	13	0	-	-

	TP	G(og)	BP	S	SOT	P	SP	F	YC	RC
55 Artur Jedrzejczyk	94	0(0)	67	0	0	62	47	1	-	-
5 Maciej Dabrowski	94	0(0)	87	1	0	75	63	1	-	-
2 Michal Pazdan	94	0(0)	79	0	0	72	63	0	-	-
14 Adam Hlousek	94	0(0)	65	0	0	56	46	0	-	-
3 Tomasz Jodlowiec	94	1(0)	72	1	1	67	51	2	-	-
15 Michal Kopczynski	94	0(0)	73	0	0	63	56	2	-	-
9 Valeri Kazaishvili	78	0(0)	42	1	0	30	27	0	-	-
8 Vadis Odjidja-Ofoe	94	0(0)	77	2	0	61	41	1	-	-
32 Miroslav Radovic	94	0(0)	56	0	0	41	32	1	-	-
24 Tomasz Necid	90	0(0)	35	3	2	20	14	2	-	-
6 Guilherme	16	0(0)	9	0	0	5	5	2	90'	-
22 Kasper Hamalainen	4	0(0)	0	0	0	0	0	0	-	-

TP: Time played, G: Goal, BP: Balls played, S: Shots, SOT: Shot on target, P: Passes, SP: Successful Passes, F: Fouls committed, YC: Yellow card(s), RC: Red card(s).

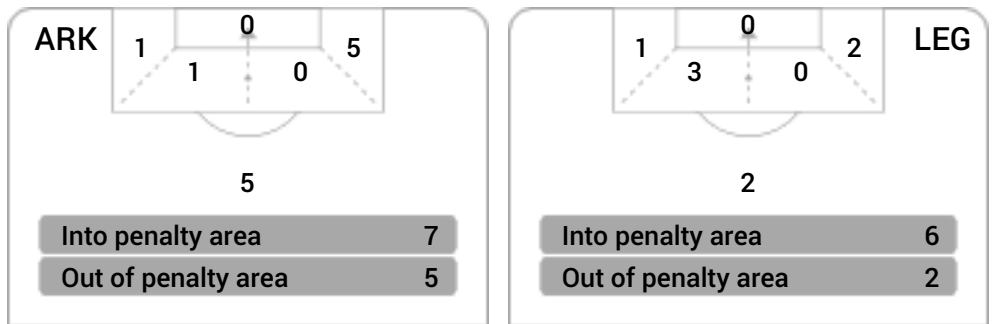
Game timeline



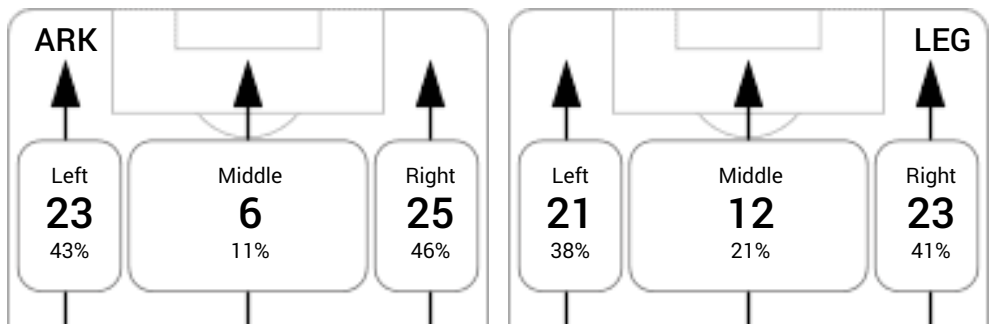
Average positions in ball contact



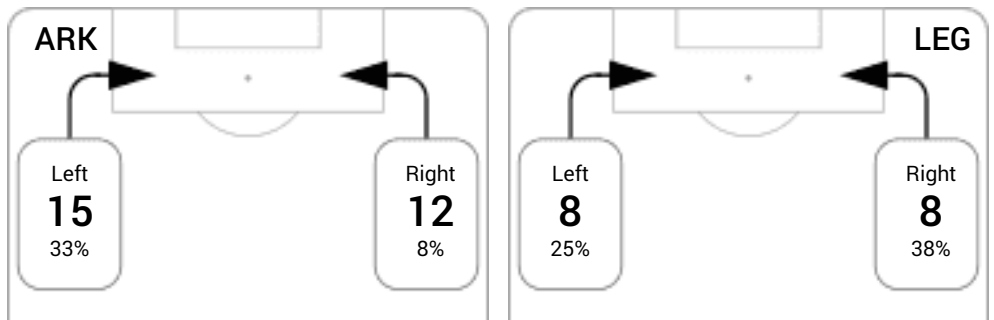
Shot zones



Offensive balance



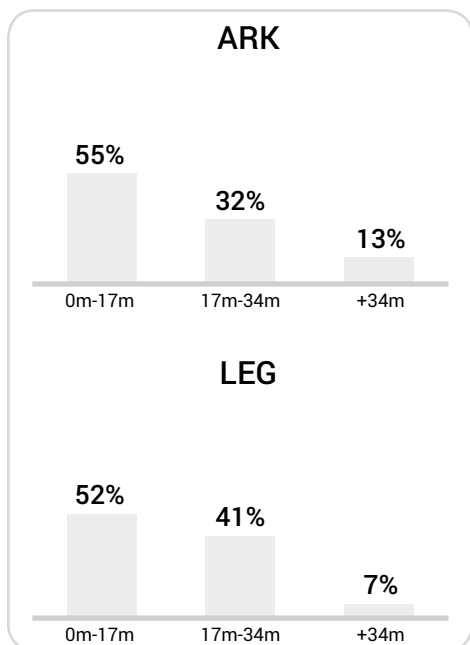
Crosses in play (successful %)



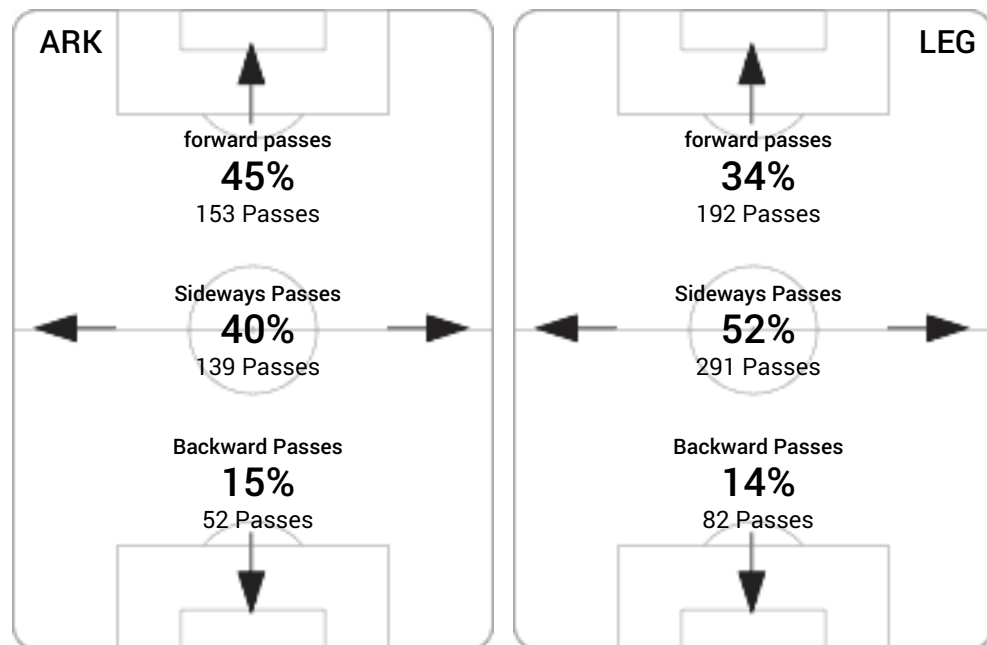
Possession per quarter

	0'-15'	15'-30'	30'-45'	45'-60'	60'-75'	75'-90'
Arka Gdynia	25%	39%	51%	35%	46%	54%
Legia Warsaw	75%	61%	49%	65%	54%	46%

Length of play



Direction of play



Balls won per zone

